

## A. General Information

A0 Respondent Information (Not for Publication)

Name: Dr. Katherine Draughon  
Title: Chief Data Officer  
Office: Office of Planning, Research, and Assessment  
Mailing Address: 8600 University Blvd.  
City/State/Zip/Country: Evansville, IN 47712 USA  
Phone: 812-465-7000  
Fax: 812-464-1956  
E-mail Address:

Yes  
 No

If yes, please provide the URL of the corresponding Web page:

A0A We invite you to indicate if there are items on the CDS for which you cannot use the requested analytic convention, cannot provide data for the cohort requested, whose methodology is unclear, or about which

A1 Address Information

Name of College/University: University of Southern Indiana  
Mailing Address: 8600 University Blvd.  
City/State/Zip/Country: Evansville, IN 47712 USA  
Street Address (if different):  
City/State/Zip/Country:  
Main Phone Number: 812-464-8600  
WWW Home Page Address: [www.usi.edu](http://www.usi.edu)  
Admissions Phone Number: 812-464-1765  
Admissions Toll-Free Phone Number: 800-467-1965  
Admissions Office Mailing Address: 8600 University Blvd.  
City/State/Zip/Country: Evansville, IN 47712 USA  
Admissions Fax Number: 812-465-7154  
Admissions E-mail Address: [enroll@usi.edu](mailto:enroll@usi.edu)

If there is a separate URL for your school's online application, please specify:

<https://apply.usi.edu/>

If you have a mailing address other than the above to which applications should be sent, please provide:

A2 Source of institutional control (Check only one) :

- Public  
 Private (nonprofit)  
 Proprietary

A3 Classify your undergraduate institution:

Common Data Set 2020-2021

- X Coeducational college
- Men's college
- Women's college

A4 Academic year calendar:

- X Semester
- Quarter
- Trimester
- 4-1-4
- Continuous
- Differs by program (describe):

Other (describe):

A5

B1

	Men	Women	Men	Women
<b>Undergraduates</b>				
Degree-seeking, first-time freshmen	422	837	16	11
Other first-year, degree-seeking	193	259	27	46
All other degree-seeking	1,488	2,547	284	556
<b>Total degree-seeking</b>	<b>2,103</b>	<b>3,643</b>	<b>327</b>	<b>613</b>
All other undergraduates enrolled in credit courses	4	4	18	27
<b>Total undergraduates</b>	<b>2,107</b>	<b>3,647</b>	<b>345</b>	<b>640</b>
<b>Graduate</b>				
Degree-seeking, first-time	200	373	90	91
All other degree-seeking	227	347	126	296
All other graduates enrolled in credit courses	0	1	4	11
<b>Total graduate</b>	<b>427</b>	<b>721</b>	<b>220</b>	<b>398</b>
<b>Total all students</b>	<b>2,534</b>	<b>4,368</b>	<b>565</b>	<b>1,038</b>
Total all undergraduates	6,739			
Total all graduate	1766			
<b>GRAND TOTAL ALL STUDENTS</b>	<b>8,505</b>			


B2

	Degree-Seeking First-Time First Year	Degree-Seeking Undergraduates (include first-time first-year)	Total Undergraduates (both degree- and non-degree-seeking)
	10	104	105
	58	283	287
	46	274	275
	1,109	5,690	5,734
	2	6	6
	25	115	116
	1	4	4
	35	198	200
	0	12	12
	1,286	6,086	6,086 (686)TJ ET EMC /<



Common Data Set 2020-2021

D Of the initial 2014 cohort, how many







C1-C2: Applications

1,321  
2,837

1,212  
2,691


422  
16

837  
11

C2

Yes

No  
X



C5 Distribution of high school units required and/or recommended. Specify the distribution of academic high school course units required and/or recommended of all or most degree-seeking students using Carnegie units (one unit equals one year of study or its equivalent). If you use a different system for calculating units, please convert.

	Units Required	Units Recommended
Total academic units		13
English		4
Mathematics		3
Science		3
Of these, units that must be lab		3
Foreign language		
Social studies		3
History		
Academic electives		
Computer Science		
Visual/Performing Arts		
Other (specify)		

**C6-C7: Basis for Selection**

C6 Do you have an open admission policy, under which virtually all secondary school graduates or students with GED equivalency diplomas are admitted without regard to academic record, test scores, or other qualifications? If so, check which applies:

- Open admission policy as described above for all students
- Open admission policy as described above for most students, but--
- selective admission for out-of-state students
- selective admission to some programs
- other (explain):

C7 Relative importance of each of the following academic and nonacademic factors in your first-time, first-year, degree-seeking (freshman) admission decisions.

	Very Important	Important	Considered	Not Considered
<b>Academic</b>				
Rigor of secondary school record	X			
Class rank				X
Academic GPA	X			
Standardized test scores	X			
Application Essay				X
Recommendation(s)			X	
<b>Nonacademic</b>				
Interview				X
Extracurricular activities				X
Talent/ability				X
Character/personal qualities				X
First generation				X
Alumni/ae relation				X
Geographical residence				X
State residency				X
Religious affiliation/commitment				X
Racial/ethnic status				X
Volunteer work				X
Work experience				X
Level of applicant's interest				X

**C8: SAT and ACT Policies**

Entrance exams



Yes

No

X

C8A



SAT or ACT

Require

Recommend

Require for Some

Consider if Submitted

Not Used

X

X





C12

3.38

99.14%

C13-C20: Admission Policies

C13 Application Fee

Yes No

X

40

Yes No

X

X Same fee  
Free  
Reduced

Yes No

X

C14 Application closing date

Yes No

X

	Date
Application closing date (fall)	8/15
Priority Date	

Yes No

C15

X

C16 Notification to applicants of admission decision sent *(fill in one only)*

X On a rolling basis beginning  
By (date):  
Other:

C17 Ry (date):date) re .4 (it)-2.3 (y)16.7 ( )0.6 (D)-7.6 (at)-2.4 (e)]TJ EMC ET /P <</MCID 208 >>BDC q 42.96 287e):y( B /

Refundable if student does not enroll?

<input type="checkbox"/>	Yes, in full
<input checked="" type="checkbox"/>	Yes, in part
<input type="checkbox"/>	No

C18 Deferred admission

	Yes	No
Does your institution allow students to postpone enrollment after admission?	<input type="checkbox"/>	<input checked="" type="checkbox"/>
If yes, maximum period of postponement _____		

C19 Early admission of high school students

	Yes	No
Does your institution allow high school students to enroll as full-time, first-time, first-year (freshman) students one year or more before high school graduation?	<input type="checkbox"/>	<input checked="" type="checkbox"/>

C20 Common Application: Question removed from CDS. (Initiated during 2006-2007 cycle)

C21-C22: Early Decision and Early Action Plans

C21 Early Decision

	Yes	No
Does your institution offer an early decision plan (an admission plan that permits students to apply and be notified of an admission decision well in advance of the regular notification date and that asks students to commit to attending if accepted) for first-time, first-year (freshman) applicants for fall enrollment?	<input type="checkbox"/>	<input checked="" type="checkbox"/>
If "yes," please complete the following:		
First or only early decision plan closing date	_____	
First or only early decision plan notification date	_____	
Other early decision plan closing date	_____	
Other early decision plan notification date	_____	
For the Fall 2020 entering class:		
Number of early decision applications received by your institution	_____	
Number of applicants admitted under early decision plan	_____	
Please provide significant details about your early decision plan:	_____	

C22 Early action

	Yes	No
Do you have a nonbinding early action plan whereby students are notified of an admission decision well in advance of the regular notification date but do not have to commit to attending your college?	<input type="checkbox"/>	<input checked="" type="checkbox"/>
If "yes," please complete the following:		
Early action closing date	_____	
Early action notification date	_____	
Is your early action plan a "restrictive" plan under which you limit students from applying to other early plans?	<input type="checkbox"/>	<input type="checkbox"/>





## E. ACADEMIC OFFERINGS AND POLICIES

E1 Special study options: Identify those programs available at your institution. Refer to the glossary for definitions.

<input checked="" type="checkbox"/>	Accelerated program
<input checked="" type="checkbox"/>	Cooperative education program
<input type="checkbox"/>	Cross-registration
<input checked="" type="checkbox"/>	Distance learning
<input checked="" type="checkbox"/>	Double major
<input checked="" type="checkbox"/>	Dual enrollment
<input checked="" type="checkbox"/>	English as a Second Language (ESL)
<input type="checkbox"/>	Exchange student program (domestic)
<input type="checkbox"/>	External degree program
<input checked="" type="checkbox"/>	Honors Program
<input checked="" type="checkbox"/>	Independent study
<input checked="" type="checkbox"/>	Internships
<input type="checkbox"/>	Liberal arts/career combination
<input type="checkbox"/>	Student-designed major
<input checked="" type="checkbox"/>	Study abroad
<input checked="" type="checkbox"/>	Teacher certification program
<input type="checkbox"/>	Weekend college
<input type="checkbox"/>	Other (specify):

E2 Has been removed from the CDS.

E3 Areas in which all or most students are required to complete some course work prior to graduation:

<input type="checkbox"/>	Arts/fine arts
<input type="checkbox"/>	Computer literacy
<input checked="" type="checkbox"/>	English (including composition)
<input checked="" type="checkbox"/>	Foreign languages
<input type="checkbox"/>	History
<input checked="" type="checkbox"/>	Humanities
<input checked="" type="checkbox"/>	Mathematics
<input type="checkbox"/>	Philosophy
<input checked="" type="checkbox"/>	Sciences (biological or physical)
<input checked="" type="checkbox"/>	Social science
<input type="checkbox"/>	Other (describe):



**F. STUDENT LIFE**

F1 Percentages of first-time, first-year (freshman) degree-seeking students and degree-seeking undergraduates enrolled in Fall 2020 who fit the following categories:

	First-time, first-year (freshman) students	Admitted Applicants
Percent who are from out of state (exclude international/nonresident aliens from the numerator and denominator)	13%	18%
Percent of men who join fraternities	5%	8%
Percent of women who join sororities	8%	8%
Percent who live in college-owned, -operated, or -affiliated housing	62%	29%
Percent who live off campus or commute	38%	71%
Percent of students age 25 and older	< 1%	13%
Average age of full-time students	18	19
Average age of all students (full- and part-time)	18	20

F2 Activities offered. Identify those programs available at your institution.

- Campus Ministries
- Choral groups
- Concert band
- Dance
- Drama/theater
- International Student Organization
- Jazz band
- Literary magazine
- Marching band
- Model UN
- Music ensembles
- Musical theater
- Opera
- Pep band
- Radio station
- Student government
- Student newspaper
- Student-run film society
- Symphony orchestra
- Television station
- Yearbook


F3 ROTC (program offered in cooperation with Reserve Officers' Training Corps)

	On Campus	At Cooperating Institution	Name of Cooperating Institution
Army ROTC is offered:	X		
Naval ROTC is offered:			
Air Force ROTC is offered:			

F4 Housing: Check all types of college-owned, -operated, or -affiliated housing available for undergraduates at your institution.

- Coed dorms
- Men's dorms
- Women's dorms
- Apartments for married students
- Apartments for single students
- Special housing for disabled
- Special housing for international students
- Fraternity/sorority housing
- Cooperative housing
- Theme housing
- Wellness housing
- Other housing options







Financial need: As determined by your institution using the federal methodology and/or your institution's own standards.

Need-based aid: College-funded or college-administered award from institutional, state, federal, or other sources for which a student must have financial need to qualify. This includes both institutional and non-institutional student aid (grants, jobs, and loans).

Need-based scholarship

1. Non-need institutional grants
2. Non-need tuition waivers
3. Non-need athletic awards
4. Non-need federal grants
5. Non-need state grants

### Aid Awarded to Enrolled Undergraduates

H1 Enter total dollar amounts awarded to enrolled full-time and less than full-time degree-seeking undergraduates (using the same cohort reported in CDS Question B1, "total degree-seeking" undergraduates) in the following categories.

- If the data being reported are final figures for the 2019-2020 academic year (see the next item below), use the 2019-2020 academic year's CDS Question B1 cohort.
- Include aid awarded to international students (i.e., those not qualifying for federal aid).
- Aid that is non-need-based but that was used to meet need should be reported in the need-based aid column.

2020-2021  
estimated


2019-2020 Final





H4

1109



Any loan program: Federal Perkins, Federal Stafford  
Subsidized and Unsubsidized, institutional, state,  
A private loans that your institution is aware of, etc. 721 65.00% \$25,763  
Include both Federal Direct Student Loans and Federal  
Family Education Loans.

B Federal Direct Programs (Federal Perkins, Federal Stafford) 0.6 (oa)-0.6 (n)-0.6 (s)-8.9 (a)-0.6 (n)-0.6 (d F)6.8 (e)-0.6 (de)-0.6 (r)-1.3 (a)-0.6 (l)-1.2 ( )TJ T\* [(F)6.8 (am)-  
F(721)Tj EMC /P <</MCID8165 >>BDC 7.029 0 Td [(65.)7.6 (00%)]TJ EMC /P247.5 ( )0(714m [(F)6.8 (ed)-0.6 (e8425,)7.6 (763)]TJ EMC 4P <</MCID 17

Common Data Set 2020-2021

H6 Indicate your institution's policy regarding institutional scholarship and grant aid for undergraduate degree-seeking nonresident aliens:

X

If institutional financial aid is available for undergraduate degree-seeking nonresident aliens, provide the number of undergraduate degree-seeking nonresident aliens who were awarded need-based or non-need-based aid:

Total dollar amount of institutional financial aid awarded to undergraduate degree-seeking nonresident aliens:

H7

International Student's Certification of Finances  
Other (specify):

#### Process for First-Year/Freshman Students

H8 Check off all financial aid forms domestic first-year (freshman) financial aid applicants must submit:

- X FAFSA  
Institution's own financial aid form  
CSS/Financial Aid PROFILE  
State aid form  
Noncustodial PROFILE  
Business/Farm Supplement  
Other (specify):

H9 Indicate filing dates for first-year (freshman) students:

Priority date for filing required financial aid forms 15-Apr

Deadline for filing required financial aid forms:

No deadline for filing required forms  
(applications processed on a rolling basis)

H10 Indicate notification dates for first-year (freshman) students (answer a or b):

a) Students notified on or about (date):

b) Students notified on a rolling basis:

X Yes

No

If yes, starting date:

H11 Indicate reply dates:



**Types of Aid Available**

Please check off all types of aid available to undergraduates at your institution:

H12

- X
- X
- X

H13

- X
- X
- X
- X
- X
- X
- X

H14

	Non-Need Based	Need-Based
--	----------------	------------

--	--	--

## I. INSTRUCTIONAL FACULTY AND CLASS SIZE

I-1.

The following definition of full-time instructional faculty is used by the American Association of University Professors (AAUP) in its annual Faculty Compensation Survey (the part time definitions are not used by AAUP). Instructional Faculty is defined as those members of the instructional-research staff whose major regular assignment is instruction, including those with released time for research. Use the chart below to determine inclusions and exclusions:

	Full-time	Part-time
A	Exclude	Include only if they teach one or more non-clinical credit courses
B	Exclude	Include if they teach one or more non-clinical credit courses
C	Exclude	Include
D	Exclude	Exclude
E	Include	Exclude
F	Exclude	Exclude
G	Exclude	Include

**Full-time instructional faculty:** faculty employed on a full-time basis for instruction (including those with released time for research)

**Part-time instructional faculty:** Adjuncts and other instructors being paid solely for part-time classroom instruction. Also includes full-time faculty teaching less than two semesters, three quarters, two trimesters, or two four-month sessions. Employees who are not considered full-time instruction faculty but who teach one or more non-clinical credit courses may be counted as part-time faculty.

**Minority faculty:** includes faculty who designate themselves as Black, non-Hispanic; American Indian or Alaska Native; Asian, Native Hawaiian or other Pacific Islander, or Hispanic.

**Doctorate:** includes such degrees as Doctor of Philosophy, Doctor of Education, Doctor of Juridical Science, and Doctor of Public Health in any field such as arts, sciences, education, engineering, business, and public administration. Also includes terminal degrees formerly designated as "first professional," including dentistry (DDS or DMD), medicine (MD), optometry (OD), osteopathic medicine (DO), pharmacy (DPharm or BPharm), podiatric medicine (DPM),

I-1.	Full-Time	Part-Time	Total
A Total number of instructional faculty	349	282	631
B	36	19	55
C	196	193	389
D	153	89	242
E	28	4	32
F	259	60	319



## J. Disciplinary areas of DEGREES CONFERRED

### J1 Degrees conferred between July 1, 2019 and June 30, 2020

For each of the following discipline areas, provide the percentage of diplomas/certificates, associate, and bachelor's degrees awarded. To determine the percentage, use majors, not headcount (e.g., students with one degree but a double major will be represented twice). Calculate the percentage from your institution's IPEDS Completions by using the sum of 1st and 2nd majors for each CIP code as the numerator and the sum of the Grand Total by 1st Majors and the Grand Total by 2nd major as the denominator. If you prefer, you can compute the percentages using 1st majors only.

Category	Diploma/Certificates	Associate	Bachelor's	CIP 2020 Categories to Include
Agriculture				01
Natural resources and conservation				03
Architecture				04
Area, ethnic, and gender studies				05
Communication/journalism			5%	09
Communication technologies				10
Computer and information sciences	12%		3%	11
Personal and culinary services				12
Education	29%		7%	13
Engineering			4%	14
Engineering technologies				15
Foreign languages, literatures, and linguistics			1%	16
Family and consumer sciences				19
Law/legal studies				22
English			2%	23
Liberal arts/general studies			2%	24
Library science				25
Biological/life sciences			3%	26
Mathematics and statistics			1%	27
Military science and military technologies				28 & 29
Interdisciplinary studies			1%	30
Parks and recreation			5%	31
Philosophy and religious studies				38
Theology and religious vocations				39
Physical sciences			1%	40
Science technologies				41
Psychology			7%	42
Homeland Security, law enforcement, firefighting, and protective services			2%	43
Public administration and social services			4%	44
Social sciences		4%	4%	45
Construction trades				46
Mechanic and repair technologies				47
Precision production				48
Transportation and materials moving				49
Visual and performing arts			5%	50
Health professions and related programs	35%	87%	24%	51
Business/marketing	24%	9%	17%	52
History			2%	54
Other				
<b>TOTAL (should = 100%)</b>	<b>100.00%</b>	<b>100.00%</b>	<b>100.00%</b>	

## Common Data Set Definitions

i All definitions related to the financial aid section appear at the end of the Definitions document.

i Items preceded by an asterisk(\*) represent definitions agreed to among publishers which do not appear on the CDS document but may be present on individual publishers' surveys.

\*Academic advisement: Plan under which each student is assigned to a faculty member or a trained adviser, who, through regular meetings, helps the student plan and implement immediate and long-term academic and vocational goals.

Accelerated program: Completion of a college program of study in fewer than the usual number of years, most often by attending summer sessions and carrying extra courses during the regular academic term

Admitted student: Applicant who is offered admission to a degree-granting program at an institution.

\*Adult student services: Admission assistance, support, orientation, and other services expressly for adults who have started college for the first time, or who are re-entering after a lapse of a few years.

American Indian or Alaska Native: A person having origins in any of the original peoples of North and South America (including Central America) and maintaining tribal affiliation or community attachment.

Applicant (first-time, first year): An individual who has fulfilled the institution's requirements to be considered for admission (including payment or waiving of the application fee, if any) and who has been notified of one of the following actions: admission, nonadmission, placement on waiting list, or application withdrawn (by applicant or institution).

Application fee: That amount of money that an institution charges for processing a student's application for acceptance. This amount is not creditable toward tuition and required fees, nor is it refundable if the student is not admitted to the institution.

Asian: A person having origins in any of the

Common Data Set 2019-2020

Cross-registration: A system where by students enrolled at one institution may take courses at another institution without having to apply to the second institution.

Deferred admission: The practice of permitting admitted students to postpone enrollment, usually for a period of one academic term or one year.

Degree: An award conferred by a college, university, or other postsecondary education institution as official recognition for the successful completion of a program of studies.

Degree-seeking students: Students enrolled in courses for credit who are recognized by the institution as seeking a degree or recognized postsecondary credential. At the undergraduate level, this is intended to include students enrolled in vocational or occupational programs.

Differs by program (calendar system): A calendar system classification that is 0.019 Tw 5(d) 21(ee) T J -21(ee) T J -21(ee) n 4 n roll

Common Data Set 2019-2020

High school diploma or recognized equivalent: A document certifying the successful completion of a prescribed secondary school program of studies, or the attainment of satisfactory scores on the Tests of General Educational Development (GED), or another state-specified examination.

Hispanic or Latino: A person of Mexican, Puerto Rican, Cuban, South or Central American, or other Spanish culture or 11.63[

Common Data Set 2019-2020

Private for-profit institution: A private institution in which the individual(s) or agency in control receives compensation other than wages, rent, or other expenses for the assumption of risk.

Private nonprofit institution: A private institution in which the individual(s) or agency in control receives no compensation other than wages, rent, or other expense for the assumption of risk. These include both independent nonprofit schools and those affiliated with a religious organization.

Proprietary institution: See Private for-profit institution.

Public institution: An educational institution whose programs and activities are operated by publicly elected or appointed school officials, and which is supported primarily by public funds.

Quarter calendar system: A calendar system in which the academic year consists of three sessions called quarters of about 12 weeks each. The range may be from 10 to 15 weeks. There may be an additional quarter in the summer.

Race/ethnicity: Category used to describe groups to which individuals belong, identify with, or belong in the eyes of the community. The categories do not denote scientific definitions of anthropological origins. A person may be counted in only one group.

Race/ethnicity unknown: Category used to classify students or employees whose race/ethnicity is not known and whom institutions are unable to place in one of the specified racial/ethnic categories.

Recognized Postsecondary Credential: Includes both Title IV eligible degrees, certificates, and other recognized postsecondary credentials. Any credential that is received after completion of a program that is eligible for Title IV federal student aid. Credentials that are awarded to recognize an individual's attainment of measurable technical or industry/occupational skills necessary to obtain employment or advancement within an industry/occupation. (Generally based on standards developed or endorsed by employers or industry associations).

Religious affiliation/commitment (as admission factor): Special consideration given in the admission process for affiliation with a certain church or faith/religion, commitment to a religious vocation, or observance of certain religious tenets/lifestyle.

\*Religious counseling: One-on-one or group counseling with trained professionals for students who want to explore religious problems or issues.

\*Remedial services: Instructional courses designed for students deficient in the general competencies necessary for a regular postsecondary curriculum and educational setting.

Required fees: Fixed sum charged to students for items not covered by tuition and required of such a large proportion of all students that the student who does NOT pay is the exception. Do not include application fees or optional fees such as lab fees or parking fees.

Residential alien or other eligible non-citizen: A person who is not a citizen or national of the United States and who has been admitted as a legal immigrant for the purpose of obtaining permanent residential status (and who holds either an alien registration card or a permanent resident card).



