



7CA D5F-GB ; FCID



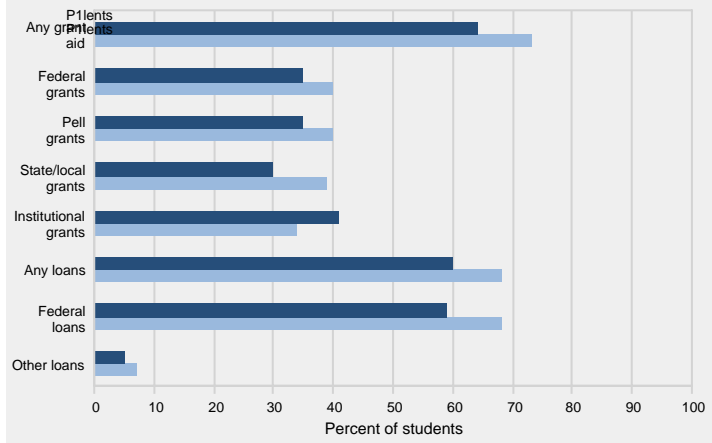


Figure 4. Unduplicated 12-month headcount of all students and of undergraduate students (2013-14), total FTE enrollment

me

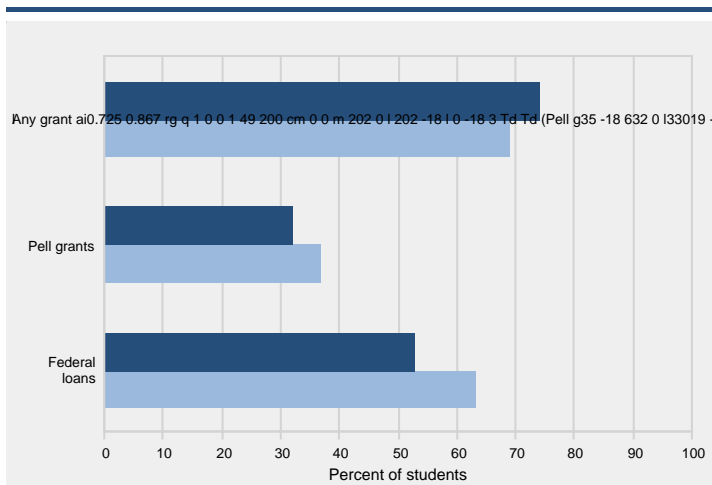
enm v

**Figure 8. Percent of full-time, first-time degree/certificate-seeking undergraduate students who received grant or scholarship aid from the federal government, state/local government, or the institution, or loans, by type of aid: 2013-14**



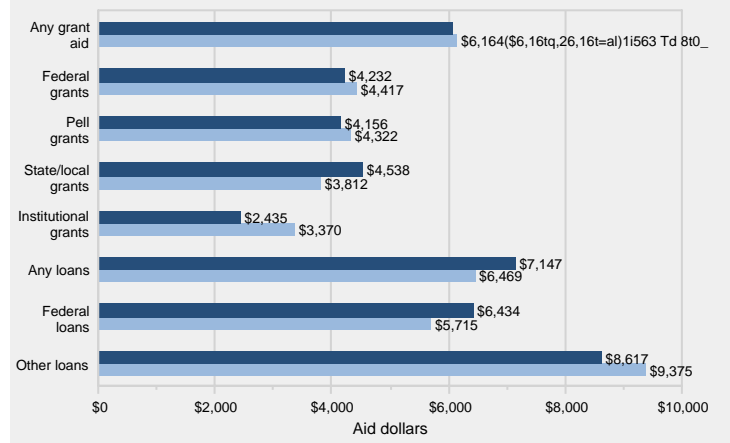
ÞUVÖWACE) ^Á\*íæ) çæáááæá [ç^hí] & ^Á^Á\*íæ) çh [íh•&@ [íæ]•@í] ææáá-í [ { íc@^Á-^Á^Áíæh\* [ç^í] { ^ } ç^ çæc^í [ & æh\* [ ç^í ] { ^ } çh [ íc@^Áhí ] • çæc^ çá [ í ] Éh@^Á-^Áíæh\*íæ) ç•íá] & ^Á-^ÁUíh\*íæ) ç•íæ) áá [ ç@^Á- ^Á-^Áíæh\*íæ) ç•ÉACE) íh [ æ ] • íá ] & ^Á-^Á-^Á-^Áíæh [ æ ] • íæ) áá [ ç@^Áíh [ æ ] • íc [ íc@^Á-^Á-^Á íæ ) ç•Éh [ íhÁ^æíhÁ ] @ [ í ] • íc@^Á-^Á) ç•íæíhí& [ í ] • íá- [ íhí ] æ ) & ææíæáááíh [ íçí ] \* Éí•^ÁíÖ [ @ [ íçíÖ^çí^í ] { í ] æçí [ í ] í ] íc@^Á T^c@ [ á [ í ] & æh [ íçí ] • íá- [ íhí ] • çæc^ çá [ í ] • íá ] íc@^Á& [ { } æíí• [ í ] Á\* [ í ] É

**Figure 10. Percent of all undergraduates receiving aid, by type of aid: 2013-14**



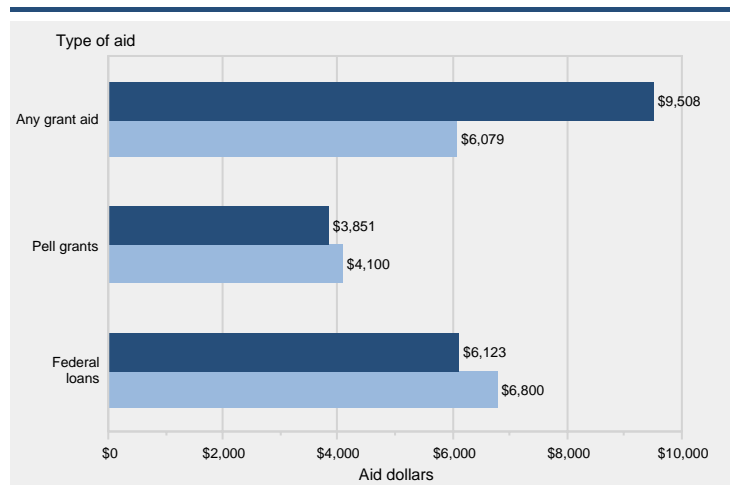
ÞUVÖWACE) ^Á\*íæ) çæáááæá [ç^hí] & ^Á^Á\*íæ) çh [íh•&@ [íæ]•@í] ææáá-í [ { íc@^Á-^Á^Áíæh\* [ç^í] { ^ } ç^ çæc^í [ & æh\* [ ç^í ] { ^ } çh [ íc@^Áhí ] • çæc^ çá [ í ] Éh [ íh [ ç@^Áíh ] • íæ ) & íæ ) Éh@^Á-^Áíæh [ æ ] • íá ] & ^Á-^Á [ í ] ^Á-^Áíæh [ æ ] • íc [ íc@^Á-^Á ) ç•Éh [ íhí ] & íæ íc@^Á-^Á íæ ) ç• íá ] & ææíæáááíh [ íçí ] • Éí•^ÁíÖ [ @ [ íçíÖ^çí^í ] { í ] æçí [ í ] í ] íc@^Á T^c@ [ á [ í ] & æh [ íçí ] • íá- [ íhí ] • çæc^ çá [ í ] • íá ] íc@^Á& [ { } æíí• [ í ] Á\* [ í ] É

**Figure 9. Average amounts of grant or scholarship aid from the federal government, state/local government, or the institution, or loans received for full-time, first-time degree/certificate-seeking undergraduate students, by type of aid: 2013-14**



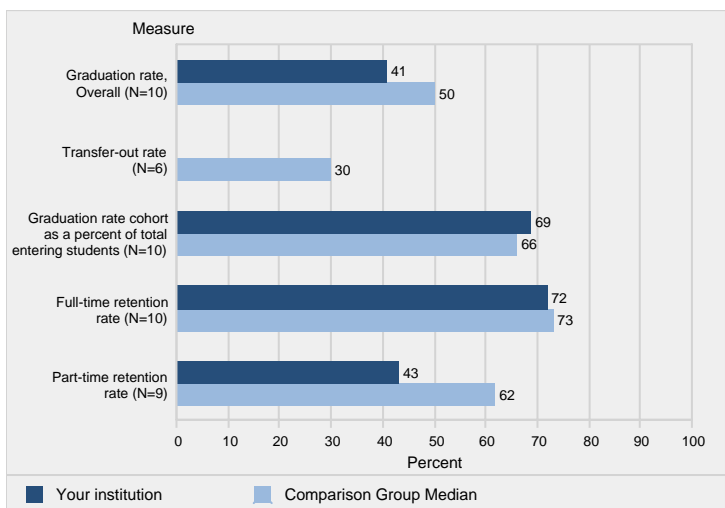
ÞUVÖWACE) ^Á\*íæ) çæáááæá [ç^hí] & ^Á^Á\*íæ) çh [íh•&@ [íæ]•@í] ææáá-í [ { íc@^Á-^Á^Áíæh\* [ç^í] { ^ } ç^ çæc^í [ & æh\* [ ç^í ] { ^ } çh [ íc@^Áhí ] • çæc^ çá [ í ] Éh@^Á-^Áíæh\*íæ) ç•íá] & ^Á-^ÁUíh\*íæ) ç•íæ) áá [ ç@^Áíh [ æ ] • íc [ íc@^Á-^Á-^Á íæ ) ç•Éh [ íhÁ^æíhÁ ] @ [ í ] • íc@^Á-^Á) ç•íæíhí& [ í ] • íá- [ íhí ] æ ) & ææíæáááíh [ íçí ] \* Éí•^ÁíÖ [ @ [ íçíÖ^çí^í ] { í ] æçí [ í ] í ] íc@^Á T^c@ [ á [ í ] & æh [ íçí ] • íá- [ íhí ] • çæc^ çá [ í ] • íá ] íc@^Á& [ { } æíí• [ í ] Á\* [ í ] É

**Figure 11. Average amount of aid received by all undergraduates, by type of aid: 2013-14**

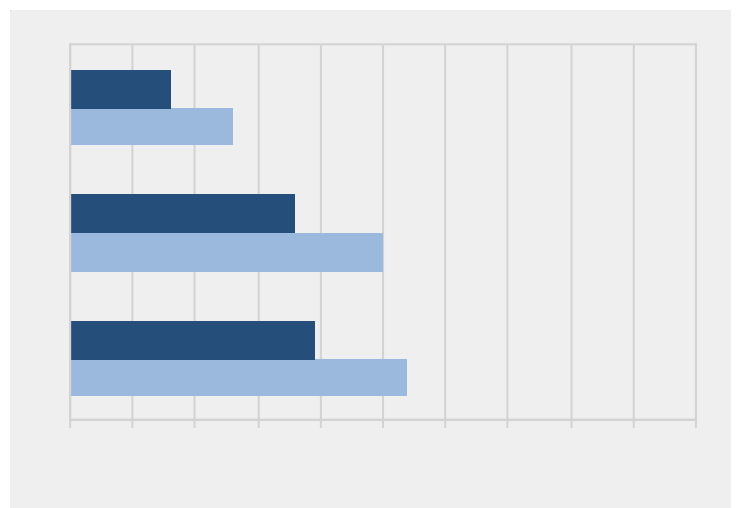


ÞUVÖWACE) ^Á\*íæ) çæáááæá [ç^hí] & ^Á^Á\*íæ) çh [íh•&@ [íæ]•@í] ææáá-í [ { íc@^Á-^Á^Áíæh\* [ç^í] { ^ } ç^ çæc^í [ & æh\* [ ç^í ] { ^ } çh [ íc@^Áhí ] • çæc^ çá [ í ] Éh [ íh [ ç@^Áíh ] • íæ ) & íæ ) Éh@^Á-^Áíæh [ æ ] • íá ] & ^Á-^Á [ í ] ^Á-^Áíæh [ æ ] • íc [ íc@^Á-^Á ) ç•Éh [ íhí ] & íæ íc@^Á-^Á íæ ) ç• íá ] & ææíæáááíh [ íçí ] • Éí•^ÁíÖ [ @ [ íçíÖ^çí^í ] { í ] æçí [ í ] í ] íc@^Á T^c@ [ á [ í ] & æh [ íçí ] • íá- [ íhí ] • çæc^ çá [ í ] • íá ] íc@^Á& [ { } æíí• [ í ] Á\* [ í ] É

**Figure 12. Graduation rate and transfer-out rate (2008 cohort); graduation rate cohort as a percent of total entering students and retention rates of first-time students (Fall 2014)**




**Figure 13. Bachelor's degree graduation rates of full-time, first-time degree/certificate-seeking undergraduates within 4 years, 6 years, and 8 years: 2006 cohort**



PUVÖWÖÄ iæä ~ æöä [ ] Åtæc^å& [ @ [ !cå } & | ~ ä^•kæ||æ~ ||Éöä ( ^É-ä!•cêcöä { ^ä^•!^ä&^!cä-ä&æc^É•^å } ) ä^!•iæä æc^å^•c^•ä^ )c^ÉÖ:æä ~ æöä [ ] kæ ) äkciæ )•••!É [ ~ cå:æc^å•kæ:åc@ååc^•ä^ ) cåÜs^•@cêc [ÉS] [ , iæc^•ÉU ] [ ] ká )•cåc^•cå [ ]•, äc@å { ä••ä [ ] k [ A ] !^ } æ!å^•c^•ä^ )c^åc [ åciæ )•••!æ:åå!å^• ~ ä!åäkc [ åå ] [ !c ciæ )•••!å [ ~ cåÜåc^å ] cå [ ] Åtæc^å•kæ:åå { ^æ• ~ !^äå-! [ { åc@åå-æ||å [ ~ ä!å^•cå^ ] [ ! ] [ ^ } cåc [ åc@åå- [ ! ] [ , ä } \* æ||ÉÖ [ ] ^É^•åæ!å }•cåc^•cå [ ]•å!å [ !cå!åc^å ] cå [ ] Åtæc^å^• [ !å^•c^•ä^ )c^åc^•åå }•kæ:åæ&@å! [ !c^•åå^!ååÉ Ø [ !å [ ! ^åå^åcæä ]•Éå^•ååc@ååTåc@ [ ä [ ! ~ ä&æ|åå [ c^•Éåååå-åc@åå } ~ { äå!å [ -kå ]•cåc^•cå [ ]•kå } åc@åå & [ { ] æ!å [ ] Å^! [ ~ ] É

PUVÖWÖÄ V@åå!É^•åæ!å^•iæä ~ æöä [ ] Åtæc^å&åc@ååc^•å^ ) cåÜs^•@cêc [ÉS] [ , ÅÇUÜSDA!æc^ååc@åå!Ékæ ) äå!É ~åæ!Åtæc^åå&æ|å& [ ] æc^åå^•å }•åc@åå { åå { ^c@ [ ä [ ! ~ ÉÖ [ !åå^åæ||Éå•ååc@åå Tåc@ [ ä [ ! ~ ä&æ|åå [ c^•Éåååå-åc@åå } ~ { äå!å [ -kå ]•cåc^•cå [ ]•kå } åc@åå& [ { ] æ!å [ ] Å^! [ ~ ] É ÆUÜWÜÖÖÅWWEÜÉÖÅ ] æic ( ^ ) cå [ -!Öä ~ &æcöä [ ] Éååcöä [ ] æ!ååcöä [ ] ÅÜcæcöä •cå&•É Q) c^•!æc^åååÜ [ •c^å& [ ] äæ!ååÖä ~ &æcöä [ ] ÅÖæcæåÜ^•c^• { ÅÇUÜÖÖÜDååYå } c^•!ÅGÉF!ÉF!ÉÖ:æä ~ æöä [ ] ÅÜcæc^å& [ { ] [ ] ^ )cÉ

**Figure 14. Graduation rates of full-time, first-time degree/certificate-seeking undergraduates within 150% of normal time to program completion, by race/ethnicity: 2008 cohort**



PUVÖWÖÄ [ ] Å [ ! ] ká ] - [ ! { æöä [ ] kæä [ ~ cååå•æ•~!å^\*æöä [ ] Å [ -!åæcæåå^•å!æ&åæ ) åååc@ [ ] ääc^•Éå^•ååc@ååTåc@ [ ä [ ! ~ ä&æ|åå [ c^•ÉååV@åå!É^•åæ!å^•iæä ~ æöä [ ] Åtæc^å•kæ:ååc@ååc^•å^ ) cåÜs^•@cêc [ÉS] [ , ÅÇUÜSDA!æc^ååc@ååÉåTååææ ) çæ| ~ åå- [ !åc@åå& [ { ] æ!å [ ] Å^! [ ~ ] Å , ä|å ] [ cåæååååc [ ÅFÉÉÅÉåååå-åc@åå } ~ { äå!å [ -kå ]•cåc^•cå [ ]•kå } åc@åå& [ { ] æ!å [ ] Å^! [ ~ ] ÉÅTååææ )•kæ:åå [ cå!å [ !cååå-!å& [ { ] æ!å [ ] Å^! [ ~ ]•, äc@åå^•åc@åå ) åc@åå çæ| ~ ååÉ



Ð98G'85 H5 : 998657 ? 'F9DC FH

---

A 9Kc 8C @ ; ÷ 5 @BC H9G

Cj Yfj JYk

V@i•Á!^ [ |c|•Áàæ•^á [ }Áâæcæh• ~ ] ] |è^áÁá~Áá }•cáç~ cá [ ] •Ác [ÁQÚÓÒÙÁá~ |á } \*Ác@^  
G€F IÉF |Áâæcæh& [ |^&cá [ } Á^ ^æiÉÁÜ^• ] [ ] •^Áiæc^•Á^ø&^^á^áÁJÁ- [ iÁ { [ •c

---



Ò~æc^áñ}•c/˘câ[ }æ|P[ ]ÉT^âi&æ|Ùcæ--ÁÙæ|æ/i^•